

A Geographical Study of Rwanda.



T

This term we are Rwanda with our local area. Rwanda has been chosen because it is one of the dioceses across the world that is linked to our diocese of Winchester.

This week we are going to spend some time comparing homes and life styles of children and their families in Rwanda with your lifestyles.

Lesson 1. Where in the World is Rwanda?



It is somewhere in Africa can you see Africa on the world map?



Here is a map of Africa. Look how many countries there are in Africa. It is much bigger than the UK.

Here is a map of Rwanda. It is smaller than England but about the same size as Wales.



What do you think Rwanda looks like?

Is it flat, does it have hills, rivers, lakes? Do you think it is near the sea?

Task 1 Use what you already know about the world to **create a collage** of what you think Rwanda might look like.



Here are some examples of a collage to get you started. You could also use natural materials from your garden. See below for some clues...



If you are stuck for ideas, here are a few photographs to get you started.







Lesson 2. What do houses look like in Rwanda?

Task 1. Draw what you imagine a house look like. Label what you think the walls and roof might be made of? Think about natural materials builders

may use.

I think a Rwandan house will look like this.



Look at the picture below; which house do you think would be found in Rwanda?



Would it surprise you to know that both of these houses are from Rwanda? The first one is from a village in the South West of the country and the other one from the capital city Kigali.

There are many different types of houses in Rwanda. Some are built of brick but these are really expensive to buy.



Many of the houses in Rwanda are made from mud bricks. The mud bricks need to be left out in the sun to dry to make them strong. This is a much cheaper and more environmentally friendly way of building. It is hard work to build these houses

but they are naturally insulated which makes them warm in the winter and cool in the summer.



Task 2. Choose one of the houses below. Take a close look at the land it is built on and the things that you can see surrounding it. How do these houses compare to your house?

Now look at your house closely. You might want to take a photo of your house to help you!



Complete the comparison table


Helpful questions- Does it have a garden? What is it built of? Does it have other houses attached?

Now look at your house closely. You might want to take a photo of your house to help you!

	Rwandan House	My House
What it is made of?		
What is near by		

Lesson 3: - How different is your life to the life of a child in Rwanda.

Task 1. Look at the photographs below that were taken in Rwanda.



Make a list of all the things that you do each day. Now use the photographs to help you make a list of the things that the children in Rwanda do each day.

Me		Child in Rwanda	
Things that are different	Things that are the same	Things that are different	

Task 2

There are part of Rwanda where people are very poor. The children have very few toys - so they make their own!



What could you recycle to create your own new toy that will give you hours of fun and be totally free?



Here are a couple of ideas to get you started.



Task 3



Once you have created your game. Write some simple rules and instructions. These can be pictorial or perhaps a video of how you will

play it giving a demonstration.

